

EDUR[®]

FUB

Compact Vortex Pumps

**Shanley Pump
& Equipment, Inc.**



FUB EDUR[®]

Features

The EDUR FUB Series Compact Centrifugal Vortex Torque-Flow Pumps utilize a revolutionary design that relies on the impeller creating a vortex similar to a tornado that creates the pump suction.

Description

The FUB Series unique operation properties are the result of a carefully designed back-off torque flow impeller that is located deep in the pump casing that is available with single or double mechanical seals.

The Impellers design allows for liquids with solids content up to 15% to be easily pumped while its placement keeps it out of the way of the solids being pumped greatly improving impeller life. EDUR Vortex Pumps are an ideal pumping solution for wastewater, thickened sludge, sludge and grit handling and RAS/WAS systems.

The EDUR FUB Series of Compact Centrifugal Vortex Pumps operates at pressures up to 145 PSI at a temperature range of -40°F to +284°F with a Viscosity of 60mm²/s with a Series flow maximum of 1,761 GPM.

The FUB Series is available in Cast Iron, Bronze or Stainless Steel depending upon your application needs.

If you are unsure which EDUR FUB Series Compact Centrifugal Vortex Pump is the right selection for you, please ask your Shanley representative for more information to help you make the best selection.



Shanley Pump & Equipment, Inc.
 2525 S. Clearbrook Drive
 Arlington Heights, IL 60005
P: 847.439.9200
F: 847.439.9388
 www.shanleypump.com
 sales@shanleypump.com

Usage

The Impeller of the FUB series special design allows for pumping of liquids with solids content, slurries, metal chips, abrasive oils and lyes, lime milk, plant wash down sumps, coal slurry and more. If the solids content will fit into the 3.14" (80mm) inlet of the pump the unique design will allow it to be pumped easily through the discharge connection.

The FUB Series Vortex Pumps standard pull-back-design allows for easy maintenance while its design allows for easy mounting in any position in stable pipe-lines or a cantilevered mounting setup. Specialized custom designs of the FUB series as a flange pump or immersible version are available as well.

Main Applications

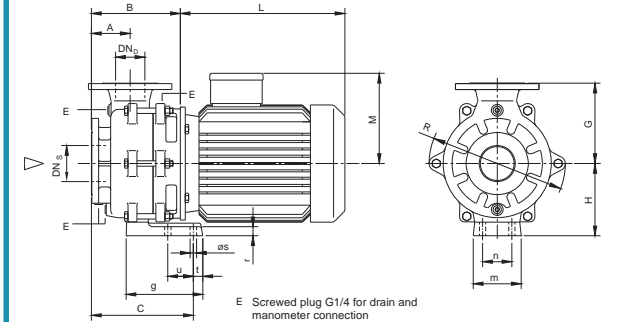
- Plant Engineering
- Food Processing
- Process Technology
- Beverage Industry
- Solids Content
- Abrasive Applications
- Dairy Processing
- Slightly Polluted Liquids

GPM Up to 1,761 GPM

PSI 0 - 145 PSI

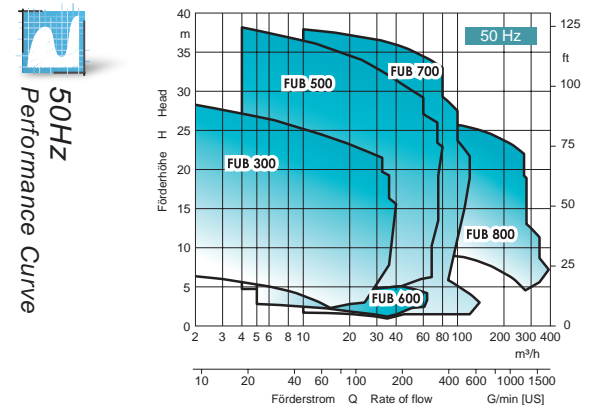
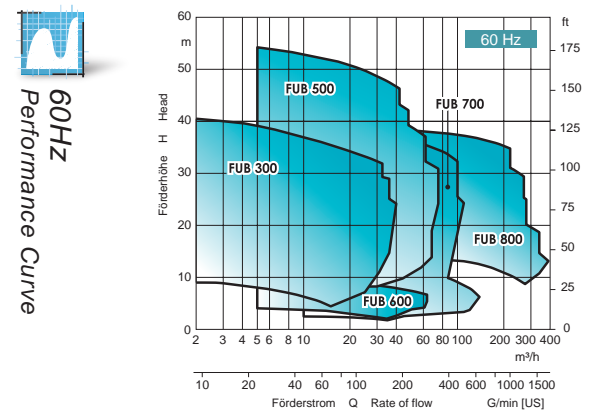
TEMP -40°F - +284°F

HEAD 180 ft.



Dimensions Drawings

[Click here for complete dimensional drawings](#)



[Click here for complete Flow Curves](#)